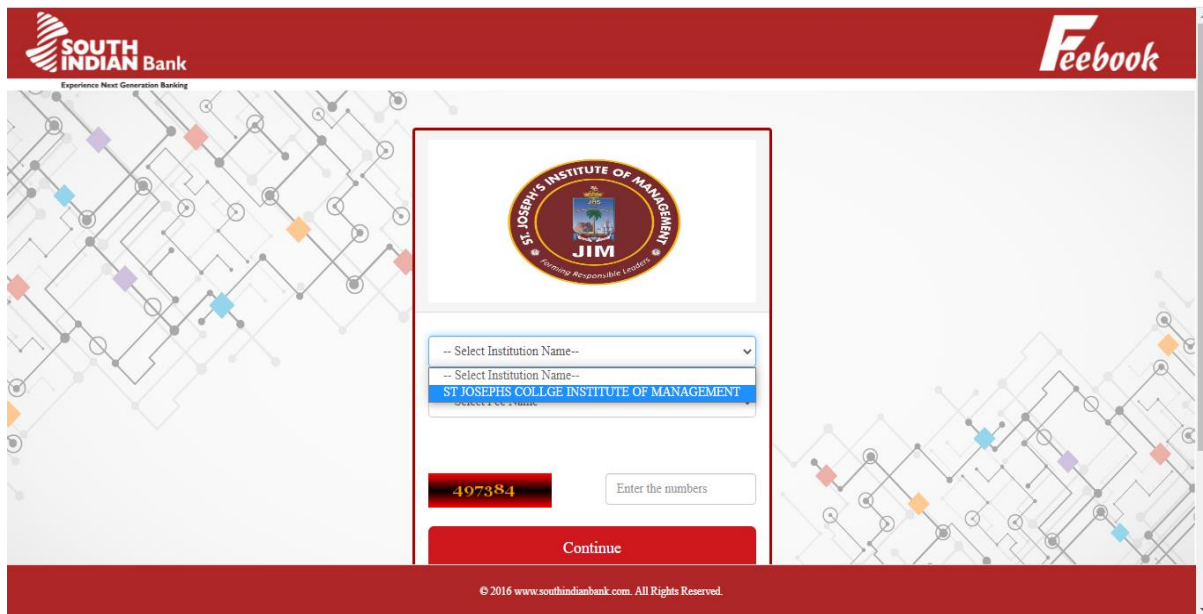


NOTE : FIRST PAY THE JIM FEES (Rs.102850/-) after completing JIM fees then pay the JIMA fees (Rs.38731/-)

STEP -1

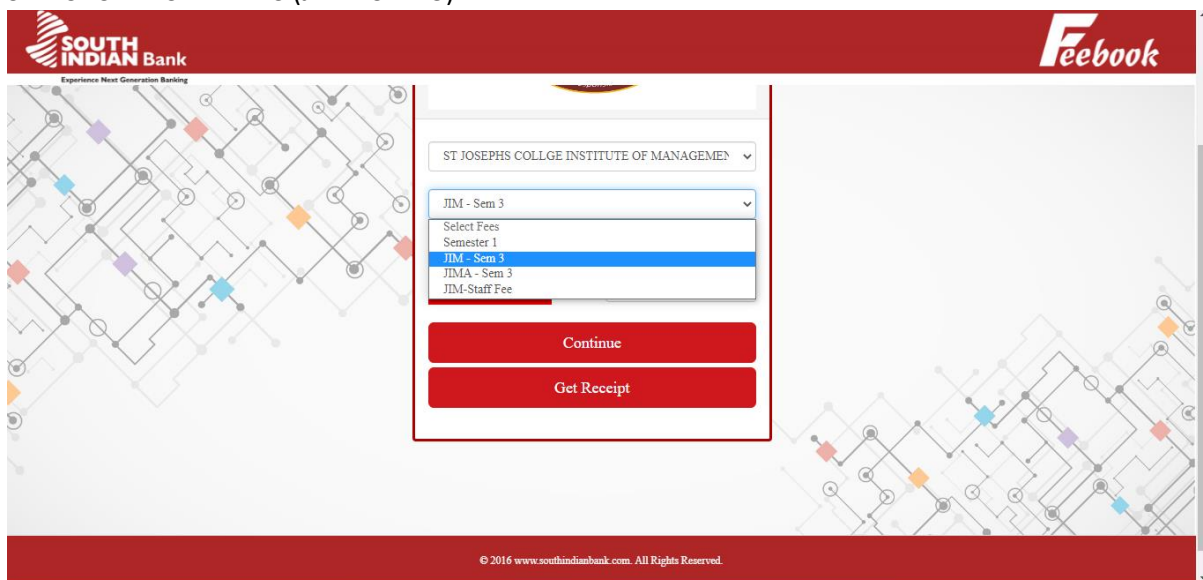
CLICK SELECT INSTITUTION NAME (ST. JOSEPH'S COLLEGE INSTITUTE OF MANAGEMENT)



The screenshot shows the South Indian Bank Feebook interface. At the top, there is a red header with the South Indian Bank logo on the left and the 'Feebook' logo on the right. Below the header, the main content area has a light gray background with a circuit-like pattern. In the center, there is a white box containing the St. Joseph's Institute of Management (JIM) logo. Below the logo, there are two dropdown menus. The first dropdown is labeled '-- Select Institution Name--' and has 'ST JOSEPHS COLLEGE INSTITUTE OF MANAGEMENT' selected. Below the dropdowns, there is a red box with the number '497384' and a text input field labeled 'Enter the numbers'. At the bottom of the white box is a red button labeled 'Continue'. The footer of the page is red and contains the text '© 2016 www.southindianbank.com. All Rights Reserved.'

STEP: 2

SELECT SEMESTER FEES (JIM – SEM 3)



The screenshot shows the South Indian Bank Feebook interface. At the top, there is a red header with the South Indian Bank logo on the left and the 'Feebook' logo on the right. Below the header, the main content area has a light gray background with a circuit-like pattern. In the center, there is a white box containing the St. Joseph's Institute of Management (JIM) logo. Below the logo, there is a dropdown menu labeled 'ST JOSEPHS COLLEGE INSTITUTE OF MANAGEME' with 'JIM - Sem 3' selected. Below the dropdown, there is a list of options: 'Select Fees', 'Semester 1', 'JIM - Sem 3', 'JIMA - Sem 3', and 'JIM-Staff Fee'. At the bottom of the white box are two red buttons labeled 'Continue' and 'Get Receipt'. The footer of the page is red and contains the text '© 2016 www.southindianbank.com. All Rights Reserved.'

STEP:3

ENTER THE CAPTCHA NUMBER

CLICK CONTINUE

STEP: 4

ENTER YOUR D.NO (EX:20PBA101) and Get Details

SOUTH INDIAN Bank Experience Next Generation Banking

ST JOSEPHS COLLEGE INSTITUTE OF MANAGEMENT
Email: info@jim.ac.in

D.NO * 20PBA101

Get Details >>

SEMESTER	III SEM
NAME *	KATHARINE MARY A J
AMOUNT*	102850
Fine Amount*	0.0

Please enter your Name, Date of Birth & Mobile Number. This is required to reprint your e-receipt, if the need arises.

© 2016 www.southindianbank.com. All Rights Reserved.

STEP:5

Please enter your Name, Date of Birth & Mobile Number. This is required to reprint your e-receipt, if the need arises.

STEP: 6

CONTINUE

STEP:7

CLICK THE SIB PAYGATE AND READ THE TERMS AND CONDITIONS CLICK AGREE WITH THE TERMS AND CONDITIONS CLICK PAY NOW

SOUTH INDIAN Bank Experience Next Generation Banking

Feebook

Select Payment Method

☒ SIB PAYGATE

Terms of use

TERMS AND CONDITIONS
DETAILED INSTRUCTIONS ARE GIVEN IN THE LOGIN PAGE OF THE WEB PAYMENT AS TO THE PROCEDURE TO BE FOLLOWED IN CASE OF COMPLETED TRANSACTION AND PAYMENT CONFIRMATION SLIP RECEIVED AND ALSO CALLED.


☒ Agree with the terms and conditions

Pay Now

© 2016 www.southindianbank.com. All Rights Reserved.

STEP: 8

SELECT YOUR PAYMENT MODE EITHER CARD OR NETBANKING




Order ID : e2391b3b...
Ref. No : 47952616
Merchant : ST JOSEPH...
Amount : INR 1.00


Smart Checkout

Cards

Net Banking

[Return to merchant](#)


Powered by Worldline


© Worldline 2015 all rights reserved