

STEPS TO PAY EXAM FEES ONLINE

STEP -1

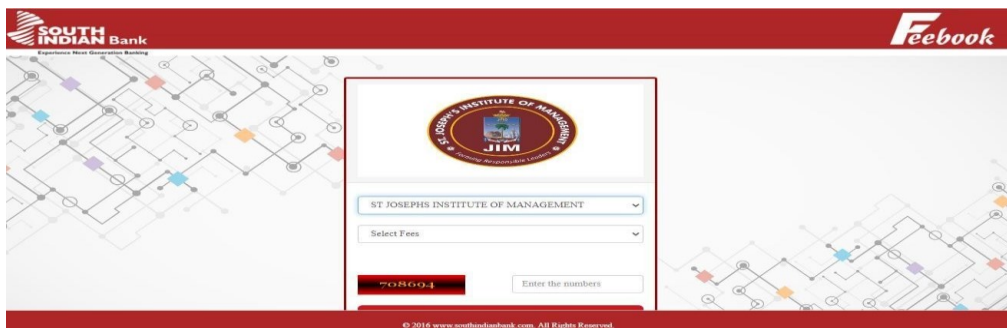
ENTER THE HOME PAGE OF JIM www.jim.ac.in

STEP -2

CLICK ON THE LINK FOR PAYMENT OF EXAM FEES

STEP -3

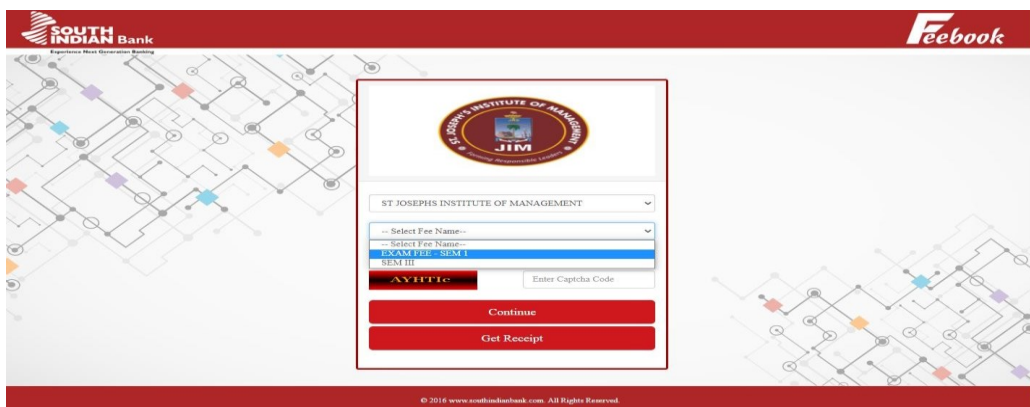
CLICK SELECT INSTITUTION NAME (ST. JOSEPH'S INSTITUTE OF MANAGEMENT)



The screenshot shows the South Indian Bank Feebook interface. At the top, there are logos for South Indian Bank and Feebook. The main content area features the JIM logo and a dropdown menu with "ST JOSEPHS INSTITUTE OF MANAGEMENT" selected. Below this is a "Select Fees" dropdown menu. A red box with the text "AYHTIc" is visible, along with a field for "Enter the numbers". The footer contains the copyright notice "© 2016 www.southindianbank.com. All Rights Reserved."

STEP: 4

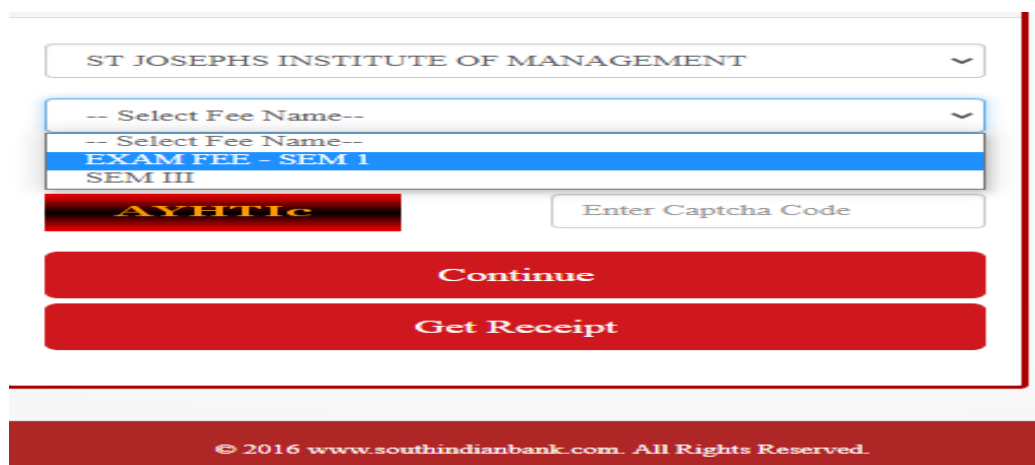
SELECT SEMESTER FEES (EXAM FEE – SEM 1) OR (SEM 3)



This screenshot shows the same interface as the previous one, but with the "Select Fee Name" dropdown menu open. The menu lists "EXAM FEE - SEM I" and "SEM III", with "EXAM FEE - SEM I" highlighted in blue. The red box with "AYHTIc" and the "Enter Captcha Code" field are still present. The "Continue" and "Get Receipt" buttons are visible at the bottom. The footer remains the same.

STEP:5

ENTER THE CAPTCHA AND CLICK CONTINUE



This is a detailed view of the form shown in the previous screenshot. It highlights the "ST JOSEPHS INSTITUTE OF MANAGEMENT" dropdown, the "EXAM FEE - SEM I" selection, the "AYHTIc" captcha, and the "Enter Captcha Code" input field. The "Continue" and "Get Receipt" buttons are clearly visible. The footer at the bottom reads "© 2016 www.southindianbank.com. All Rights Reserved."

STEP: 6

ENTER YOUR D. NO (EX:20PBA101) AND GET DETAILS PLEASE ENTER YOUR NAME, DATE OF BIRTH & MOBILE NUMBER. THIS IS REQUIRED TO REPRINTYOUR E-RECEIPT, IF THE NEED ARISES.

SOUTH INDIAN Bank
Experience Next Generation Banking

ST JOSEPHS INSTITUTE OF MANAGEMENT
Email: info@jim.ac.in

D.NO * 22PBA101

Get Details >>

SEMESTER	EXAM FEE SEM 1
NAME *	NICHILLE ANNA JOSEPH
AMOUNT *	2500
Fine Amount*	0.0

Please enter your Name, Date of Birth & Mobile Number. This is required to reprint your e-receipt , if the need arises.

Name*	Enter Name
Date of Birth (DD-MM-YYYY)*	Enter DOB
Mobile Number (10 digits)*	Enter Mobile No

© 2016 www.southindianbank.com. All Rights Reserved

STEP:7 CONTINUE

STEP: 8

CLICK THE SIB PAYGATE AND READ THE TERMS AND CONDITIONS CLICK AGREE WITH THE TERMSAND CONDITIONS CLICK PAY NOW

SOUTH INDIAN Bank
Experience Next Generation Banking

Feebook

Select Payment Method

☒ SIB PAYGATE

Terms of use

TERMS AND CONDITIONS
DETAILED INSTRUCTIONS ARE GIVEN IN THE LOGIN PAGE OF THE WEB PAYMENT AS TO THE PROCEDURE TO BE FOLLOWED IN CASE OF COMPLETED TRANSACTION AND PAYMENT CONFIRMATION SLIP

☒ Agree with the terms and conditions

Pay Now

© 2016 www.southindianbank.com. All Rights Reserved

STEP: 9

SELECT YOUR PAYMENT MODE

SOUTH INDIAN Bank

Order ID : 65d6d8e4...
Ref. No : 73249038
Merchant : ST JOSEPH
Amount : INR 2500.00

Smart Checkout **Cards** **Net Banking** **UPI**

UPI

[Return to merchant](#)

Powered by Worldline Version Number: 4.1.20
© Worldline 2015 All rights reserved

RuPay **Visa** **Safelink**